



Electrolux
PROFESSIONAL

Modular Cooking Range Line thermaline 85 - 1 Zone Induction Wok, 1 Side with Backsplash

ITEM # _____

MODEL # _____

NAME # _____

SIS # _____

AIA # _____



588511 (MBIHBEOAO) Induction Wok, 1 zone, one-side operated with backsplash

Short Form Specification

Item No. _____

Unit constructed according to DIN 18860_2 with 20 mm drop nose top. Internal frame for heavy duty sturdiness in stainless steel. 2 mm top in 1.4301 (AISI 304). Flat surface construction, easily cleanable. THERMODUL connection system enables seamless worktop when units are connected and avoids soil penetrating. Smooth glass ceramic surface without any "dead" spots allows for quick and easy cleaning. The surface is not directly heated to avoid any burnings. Fast deployment with full heating power immediately and very low heat dissipation to kitchen. Overheat protection switches off the supply in case of overheating. Metal knobs with embedded hygienic silicon "soft" grip enable easier handling and cleaning. IPX5 water resistant certification. Configuration: One side operated top with backsplash. The base is supplied by the factory

Main Features

- Fast deployment with full heating power immediately.
- Low heat dissipation to the kitchen.
- Overheat protection: the temperature sensor switches off the supply in case of overheating.
- Power to the zone can be set with progressive output i.e. fine regulation at the lower levels and larger progress at the upper levels.
- The smooth, glass ceramic plate is not directly heated, so there is no burning on cooking surface.
- All major components may be easily accessed from the front.
- THERMODUL connection system creates a seamless work top when units are connected to each other thus avoiding soil penetrating vital components and facilitating the removal of units in case of replacement or service.
- Metal knobs with embedded hygienic "soft-touch" grip for easier handling and cleaning. The special design of the controls prevents infiltration of liquids or soil into vital components.

Construction

- 2 mm top in 1.4301 (AISI 304).
- Unit constructed according to DIN 18860_2 with 20 mm drop nose top and 70 mm recessed plinth.
- Flat surface construction with minimal hidden areas to easily clean all surfaces
- Internal frame for heavy duty sturdiness in 1.4301 (AISI 304).
- Unit constructed according to DIN 18860_2 with 20 mm drop nose top.
- IPX5 water resistance certification.

Sustainability



- This model is compliant with Swiss Energy Efficiency Ordinance (730.02).

Optional Accessories

- Scraper for cook tops PNC 910601
- Induction Wok pan with wooden handle (diam. 360mm) PNC 910613
- Stainless steel wok pan, design in line with wok cuvette PNC 911000
- Non-stick wok pan, design in line with wok cuvette PNC 911003
- Connecting rail kit for appliances with backsplash, 850mm PNC 912498
- Back panel, 500x700mm, for units with backsplash PNC 913010
- Endrail kit, flush-fitting, with backsplash, left PNC 913115
- Endrail kit, flush-fitting, with backsplash, right PNC 913116

APPROVAL: _____



Experience the Excellence
www.electroluxprofessional.com



Electrolux
PROFESSIONAL

Modular Cooking Range Line thermaline 85 - 1 Zone Induction Wok, 1 Side with Backsplash

- Endrail kit (12.5mm) for thermaline 85 units with backsplash, left PNC 913206
- Endrail kit (12.5mm) for thermaline 85 units with backsplash, right PNC 913207
- Insert profile, d=850mm PNC 913231
- Stainless steel side panel (12,5mm), 850x400mm, left side, wall mounted PNC 913632
- Stainless steel side panel (12,5mm), 850x400mm, right side, wall mounted PNC 913633
- Stainless steel side panel (12,5mm), 850x400mm, flush-fitting, left side, wall mounted PNC 913634
- Stainless steel side panel (12,5mm), 850x400mm, flush-fitting, right side, wall mounted PNC 913635
- Electric mains switch 25A 4mm² NM for modular H800 electric units (factory fitted) PNC 913676

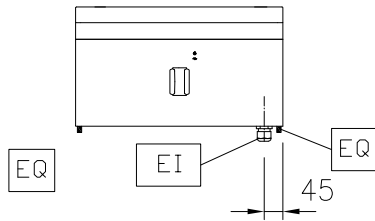


Modular Cooking Range Line
thermaline 85 - 1 Zone Induction Wok, 1 Side with Backsplash

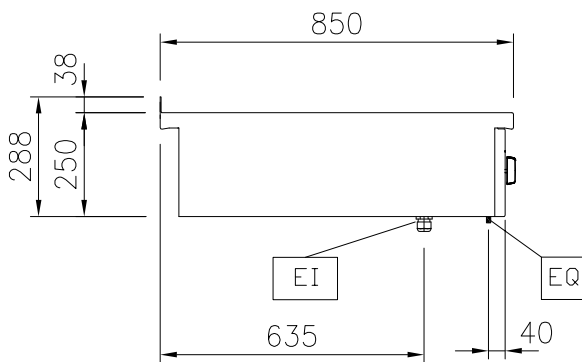
The company reserves the right to make modifications to the products without prior notice. All information correct at time of printing.

2026.05.12

Front

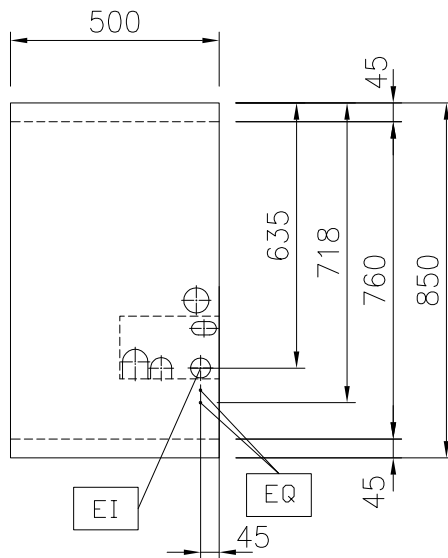


Side



EI = Electrical inlet (power)
 EQ = Equipotential screw

Top



Electric

Supply voltage: 400 V/3N ph/50/60 Hz
 Total Watts: 5 kW

Key Information:

External dimensions, Width: 500 mm
 External dimensions, Depth: 850 mm
 External dimensions, Height: 250 mm
 Net weight: 16 kg
 Configuration: One-Side Operated;Top
 Back Plates Power: 5 - kW
 Back Plates dimensions: Ø 300

Sustainability

Current consumption: 7.5 Amps

Optional Accessories

- Scraper for cook tops PNC 910601
- Induction Wok pan with wooden handle (diam. 360mm) PNC 910613
- Stainless steel wok pan, design in line with wok cuvette PNC 911000
- Non-stick wok pan, design in line with wok cuvette PNC 911003
- Connecting rail kit for appliances with backsplash, 850mm PNC 912498
- Back panel, 500x700mm, for units with backsplash PNC 913010
- Endrail kit, flush-fitting, with backsplash, left PNC 913115
- Endrail kit, flush-fitting, with backsplash, right PNC 913116
- Endrail kit (12.5mm) for thermaline 85 units with backsplash, left PNC 913206
- Endrail kit (12.5mm) for thermaline 85 units with backsplash, right PNC 913207
- Insert profile, d=850mm PNC 913231
- Stainless steel side panel (12,5mm), 850x400mm, left side, wall mounted PNC 913632
- Stainless steel side panel (12,5mm), 850x400mm, right side, wall mounted PNC 913633
- Stainless steel side panel (12,5mm), 850x400mm, flush-fitting, left side, wall mounted PNC 913634
- Stainless steel side panel (12,5mm), 850x400mm, flush-fitting, right side, wall mounted PNC 913635
- Electric mains switch 25A 4mm² NM for modular H800 electric units (factory fitted) PNC 913676